

AGENCY NAME:	Education Oversight Committee		
AGENCY CODE:	A850	SECTION:	004

**Fiscal Year 2017-18
Accountability Report**

SUBMISSION FORM

AGENCY MISSION	Our mission is to affect the dramatic, results-based and continuous improvement of South Carolina's education system by creating a truly collaborative environment of parents, educators, community leaders, and policymakers.
-----------------------	--

AGENCY VISION	2020 Vision By 2020 all students will graduate with the knowledge and skills necessary to compete successfully in the global economy, participate in a democratic society and contribute positively as members of families and communities.
----------------------	---

Please select yes or no if the agency has any major or minor (internal or external) recommendations that would allow the agency to operate more effectively and efficiently.


RESTRUCTURING RECOMMENDATIONS:	Yes	No
	<input type="checkbox"/>	<input checked="" type="checkbox"/>


Please identify your agency's preferred contacts for this year's accountability report.

	<i>Name</i>	<i>Phone</i>	<i>Email</i>
PRIMARY CONTACT:	Melanie D. Barton	734-6148	mbarton@eoc.sc.gov
SECONDARY CONTACT:	Lisa B. Nichols	734-6148	lbnichols@eoc.sc.gov

AGENCY NAME:	Education Oversight Committee		
AGENCY CODE:	A850	SECTION:	004

I have reviewed and approved the enclosed FY 2017-18 Accountability Report, which is complete and accurate to the extent of my knowledge.

AGENCY DIRECTOR (SIGN AND DATE):			8/23/2018
(TYPE/PRINT NAME):	Melanie D. Barton		

BOARD/CMSN CHAIR (SIGN AND DATE):			8/23/2018
(TYPE/PRINT NAME):	Neil C. Robinson, Jr.		

AGENCY NAME:	Education Oversight Committee			
AGENCY CODE:	A850	SECTION:	004	

With passage of Act 200 of 2014 and Act 281 of 2016, the state suspended the rating system for school districts and schools due to changes in the assessments used to measure student academic achievement in English language arts and mathematics. For the first time since 2014, school report cards will be published in November of 2018 with schools receiving an overall rating of Excellent, Good, Average, Below Average or Unsatisfactory based on a 100-point scale and on academic performance in school year 2017-18.

Between 2015 and 2018, the EOC relied upon the reading results of NAEP (National Assessment of Educational Progress) and high school graduation rates to monitor the state's educational system. The following chart highlights the urgency and concern that the EOC has with the current trends in educational performance in our state. If the on-time graduation rate continues to increase by 2 percent annually, South Carolina will likely achieve its goal of having an on-time graduation rate of 88.3% by 2020. However, will students have the world class knowledge and skills as defined in the *Profile of the South Carolina Graduate* to be successful in the 21st century economy?

Target	2009	2010	2011	2012	2013	2014	2015	2016	2017	Vision 2020
NAEP, Reading, grade 4	62	No new data	61	No new data	60	No new data	65	No new data	59	95
Target: African American	53		44		43		45		40	95
Hispanic	49		57		60		49		51	95
White	74		73		72		78		72	95
Non-Subsidized	77		79		79		83		79	95
Subsidized Meals	49		48		49		53		48	95
With disabilities	34		19		20		21		20	95
Without disabilities	65		67		66		71		65	95
NAEP, Reading, grade 8	69	No new data	72	No new data	73	No new data	71	No new data	71	95
Target: African American	52		56		58		52		52	95
Hispanic	70		69		70		59		66	95
White	79		82		82		83		82	95
Non-Subsidized	81		83		86		86		84	95
Subsidized Meals	56		61		62		61		61	95
With disabilities	34		30		27		22		23	95
Without disabilities	71		75		78		77		77	95
On-time Graduation	73.7	72.1	73.6	74.9	77.5	80.1	80.3	82.6	84.6	88.3
Target: African American	69.1	68.0	69.7	71.2	74.5	76.3	76.7	80.3	82.9	88.3
Hispanic	68.3	62.6	68.5	69.3	74.3	77.1	77.2	79.9	81.1	88.3
White	77.1	75.5	76.8	78.1	79.8	83.1	82.7	84.1	82.9	88.3
Non-Subsidized	80.2	78.1	79.4	81.3	84.3	87.4	88.3	96.6	96.2	88.3
Subsidized Meals	65.2	64.9	67.0	68.3	70.5	72.7	73.7	87.7	85.5	88.3
With disabilities	42.9	45.1	38.4	40.3	43.1	43.3	49.0	52.1	54.0	88.3
Without disabilities	77.3	74.7	77.2	79.0	81.6	84.6	84.1	86.4	88.1	88.3
Preparedness for Postsecondary Success	65.8%	65.9%	66.0%	67.9%	67.4%	68.9%	68.7%	68.6%	N/A	

AGENCY NAME:	Education Oversight Committee		
AGENCY CODE:	A850	SECTION:	004

Target	2009	2010	2011	2012	2013	2014	2015	2016	2017	Vision 2020
(High school completers enrolled in two or four-year colleges and technical schools pursuing a degree)										
Schools Rated At Risk	83	69	69	61	47	42	--	--	--	0

N/A – not available at the time of submission. Data was requested of SC Department of Education.

Based on 2017 NAEP, ACT and state assessment results, not all students will graduate with the world class knowledge or skills to be prepared for the jobs of the 21st century. Furthermore, the achievement gaps will not be eliminated but instead will increase between 2009 and 2020.

2017 National Assessment of Educational Progress (NAEP) results showed a significant decrease in performance for 4th graders in both reading and math. South Carolina’s 4th grade reading performance, as measured from 2015 to 2017, was the second largest decline in the nation. For South Carolina’s 8th grade students, performance was flat from 2015 to 2017. While the 2017 NAEP scores may constitute an outlier, trends over time document that reading achievement has not improved over the past twenty years despite large investments of time and resources in the areas of language, reading, and literacy.

Over three-fourths (77%) of the **2017 Graduating Class in South Carolina** aspired to postsecondary education, as reported by the ACT. All seniors who graduated from public high schools in South Carolina in 2017 had taken the ACT as juniors. The concerning news is:

- Fifteen percent (15%) of students in South Carolina met all four college readiness benchmarks on the ACT, as compared to 27% in the nation.
- The 2017 South Carolina graduating class had a composite score of 18.7 on the ACT, compared to the national average of 21.0.
- Six percent (6%) of African American students met three or more college readiness benchmarks in English, reading, math and science as compared to 36% of White students and 17% of Hispanic students in South Carolina.

2017 State Assessment Results showed declines in student achievement across grade levels and content areas from the prior school year.

SC READY and SC PASS Scores, School Year 2016-17
% Students Meeting or Exceeding Expectations on State Standards

English Language Arts			Mathematics			Science	
Grade	%	% Change	Grade	%	% Change	Grade	%
3	42.1	1.6↓	3	52.5	1.1↓		
4	40.9	2.5↓	4	46.4	0.3↓	4	48.4
5	38.3	2.9↓	5	40.0	4.3↓	5	46.1
6	39.7	1.3↓	6	41.5	2.0↑	6	48.0
7	36.4	4.3↓	7	33.3	1.4↓	7	46.5
8	40.1	4.6↓	8	34.5	2.1↑	8	49.5

End-of-Course Test Scores, School Year 2016-17
% Students Earning:

	A	B	C	D	F
Algebra 1	9.3	13.3	22.0	30.1	25.3
Biology	32.2	13.0	14.2	14.3	26.3
English 1	11.4	21.1	23.7	20.6	23.2
US History and the Constitution	14.4	14.9	18.6	19.9	32.2

While the EOC has not experienced any internal or external factors that hamper the agency’s performance, there are factors impacting the K-12 public education system.

Kindergarten Readiness Assessment - For the first time in over a decade, kindergarten students in South Carolina were assessed in the fall of 2017 to determine if they were “ready” for kindergarten. Across four areas (early literacy, mathematical thinking, physical development and social development), the statewide results show that a readiness gap exists when students enter kindergarten.

- Statewide, 36% of kindergarten students were “ready to learn.”
- About 44% percent of White children were “ready to learn” compared to 27% of African American children and 22% of Hispanic children.

Teacher Turnover Rates – The number of individuals entering education – the pipeline into teaching – is down and the number of teachers leaving, especially within the first five years of their career – the leaks in the pipeline – is increasing. Research documents, that teachers are the school-related factor that have the most impact on student performance. A teacher is

AGENCY NAME:	Education Oversight Committee		
AGENCY CODE:	A850	SECTION:	004

estimated to have two to three times the impact of any other school factor, including services, facilities, and even leadership.

- Over the past seven years, applicants to the SC Teacher Loan Program are down 40%;
- In 2016-17 1,684 students completed a SC teacher education program. Just four years ago, this number was 2,447, a decline of 30%.
- 21% of newly hired teachers in 2017-18 were graduates from a SC teacher education program, a decline of 25% over past five years.
- 4,900 teachers left positions during or at end of the previous school year and are no longer teaching in 2017-18. Of these 4,900, 35% had 5 or fewer years of classroom experience, and 12% had only one year or less.
- At the start of the 2017-18 school year, there were 550 vacant teaching positions, a 16% increase over the prior school year.

RISK ASSESSMENT AND MITIGATION STRATEGIES

The Lumina Foundation has documented that by the year 2025, 60% of working-aged Americans (ages 25-64) should have a postsecondary degree or industry certificate because two-thirds of all jobs created will require some form of postsecondary education. The 2018 data document 42% of the working-age adults in South Carolina have a postsecondary degree or industry credential, ranking South Carolina 41st in the nation in 2018, down one spot from 2017.¹ As in other states, South Carolina's attainment rates across racial and ethnic groups reveal large disparities.

% Working-Aged Adults in South Carolina
With Postsecondary Degree or Industry Credential, by ethnicity

Hispanic	20.1%
African-American	25.2%
White	43.6%
Asian and Pacific Islander	56.1%

If students do not graduate college- and career-ready, then the workforce needs of the state will not be met by South Carolina residents.

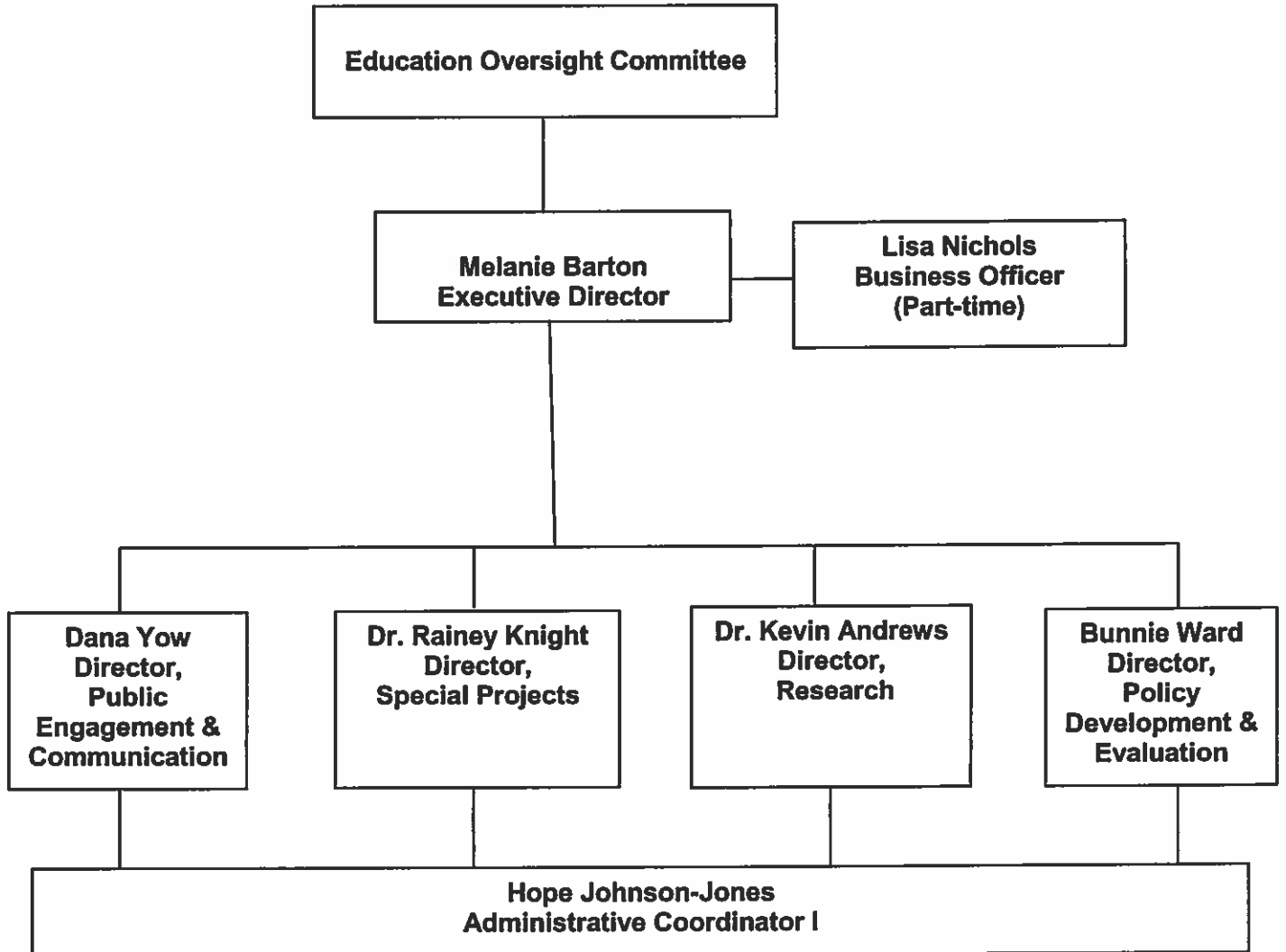
To help resolve this issue, the state must consider:

- (1) Strategic planning between early childhood education, K-12 and higher education that align with the workforce needs of today and the future. The EOC would recommend that the state consider an approach employed by Tennessee, SCORE, State Collaborative on Reforming Education.
- (2) Strategic plan to improve the recruitment and retention of quality teachers. There is a disconnect between the state's rigorous math, English language arts, and science standards and student performance on the state end-of-year assessments as well as on national assessments. Besides parental engagement, the one factor that most directly affects student achievement is the quality of teaching in the classroom. The state needs

¹ blob:<http://strongernation.luminafoundation.org/dfff8863-3ae8-467e-aa8d-171d4d7cb5c5>

- a strategic plan to have and keep effective, high quality teachers in every classroom, but especially in schools with low-academic achievement; and
- (3) Improving English language arts, mathematics and science achievement in the State. These are the critical skills that students need for the STEM jobs. The programs and initiatives currently provided are not meeting the needs of all students.

The following organization chart reflects all employees of the EOC for Fiscal Year 2017-18:



Strategic Planning and Performance Measurement Template

Statewide Enterprise Strategic Objective	Type	Rec#			Description	2017-18			Time Applicable	Data Source and Availability	Calculation Method	Meaningful Use of Measure
		Goal	Strategy	Measure		Base	Target	Actual				
Education, Training and Human Development												
	S		1.1		Achieve continuous and dramatic improvement in public education							
	M		1.1.1		Document South Carolina's Progress Toward 2020 Vision							
	M		1.1.1		On-time high school graduation rate	82.6	84.5	84.6	2017 to 2018	Annual School Report Cards	Percentage of students who began the 9th grade and graduated from high school four years later	High school graduation is a critical but not sufficient measure of a student's readiness for college or a career. Goal is 88.3% graduation rate by 2020
	M		1.1.2		Percentage 4th grade students scoring Basic and above on NAEP	65%	86%	59%	2015 and 2017 Results	NAEP - Administered every other year	% of students who have at least partial mastery of reading	Measures progress as a state toward improving literacy. Goal is 95% by 2020
	M		1.1.3		Percentage 8th grade students scoring Basic and above on NAEP	71%	88%	71%	2015 and 2017 Results	NAEP - Administered every other year	% of students who have at least partial mastery of reading	Measures progress as a state toward improving literacy. Goal is 95% by 2020
	S		1.2		Design and implement rigorous accountability system to measure academic performance of schools and federal and state laws							
	M		1.2.1		Percentage of schools earning Excellent, Good, Average, Below Average or Unsatisfactory Ratings on 2018 school report cards, which will be released November 2018	TBD	TBD	TBD	Ratings released annually beginning November 2018	Annual School Report Cards	Schools are rated using a 100-point scale on various metrics	Promotes continuous improvement. Report Card ratings should provide to public a logical, fair and defensible assessment of a school's performance.
	M		1.2.2		Receive federal approval (US Department of Education) of state's Every Student Succeeds Act (ESSA) accountability plan	No	Yes	Yes	January 17, 2018 to May 3, 2018	Letter of approval from US Secretary of Education	Must meet federal requirements which were approved on May 3, 2018	Determines if EOC met its statutory responsibility to design and implement accountability system that meets federal and state laws
Government and Citizens												
	S		2.1		Implement and evaluate education programs with recommendations made to Governor and General Assembly							
	M		2.1.1		Number of students served by Community Block Grants for Education Pilot Program	3,047	3,657	3,925	Awards granted in FY 2016-17 and awards granted in FY2017-18	Independent evaluation conducted by researchers at USC and Clemson University	Data are collected by independent reviewers on number of children served and reported back to EOC	Promotes expansion of high-quality, full-day 4K programs to more students.
	M		2.1.2		Number of schools approved for participation in Educational Credit for Exceptional Needs Children (ECENC) Program	114	N/A	117	School Year 2016-17 to School Year 2017-18	Applications received. EOC publishes a list of approved schools on our website.	EOC must approve schools that meet statutory requirements for participation; therefore, no specific targets are established.	Metric assists in reporting to General Assembly on program implementation.
	S		2.2		Develop and disseminate tools to inform and assist educators, parents and public in supporting students' academic success							
	M		2.2.1		Number of individuals (educators, community leaders, parents, etc.) who attended training sessions	1,999	2,399	2,663	07/01/17 to 06/30/2018	Internal Records	Number of individuals attending events where EOC members and staff provided information and resources	Engaging stakeholders in the work of the EOC builds support for continuous improvement

Agency Name: EDUCATION OVERSIGHT COMMITTEE

Fiscal Year 2017-2018
Accountability Report

Agency Code: A850 Section: 4

Strategic Planning and Performance Measurement Template

Statewide Enterprise Strategic Objective	Type	Item #			Description	2017-18			Time Applicable	Data Source and Availability	Calculation Method	Meaningful Use of Measure
		Goal	Strategy	Measure		Base	Target	Actual				
	M			2.2.2	Number of teachers participating in Martin's Math Club and accessing lesson plans on www.helpwithmathsc.org	317	350	161	07/01/17 to 06/30/2018	Internal records	Number teachers who requested tickets for students who completed lesson plans	Promotes use of tool to teach math standards using real-world problems associated with basketball. Objective is to improve math skills.
	M			2.2.3	Number of copies of Student Reading Success Activity Guides distributed to schools, county libraries, and after-school programs	5,000	6,000	7,500	07/01/17 to 06/30/2018	Actual receipts for cost of printing guides	Number of guides printed and mailed	Provides tool to assist families, caregivers, tutors and teachers who work with young children in Kindergarten through Grade 3 to improve reading skills.

Strategic Planning and Performance Measurement Template

Statewide Enterprise Strategic Objective	Type	Item #			Description	2018-19			Time Applicable	Data Source and Availability	Calculation Method	Meaningful Use of Measure
		Goal	Strategy	Measure		Base	Target	Actual				
Education, Training, and Human Development	G	1			Achieve continuous and dramatic improvement in public education							
	S		1.1		Document South Carolina's Progress Toward ESSA Goals							
	M			1.1.1	On-time high school graduation rate.	84.6%	83.8%	2017 to 2020	Annual School Report Cards	Percentage of students who began the 9th grade and graduated from high school four years later. Target set in ESSA plan	High school graduation is a critical but not sufficient measure of a child's readiness for college or career. Goal is 88.3% graduation rate of 90% by 2035	
	M			1.1.2	Percentage of students who meet or exceed expectations on state assessments that are aligned with college/career readiness standards in English language arts (ELA) in grades 3 through high school.	43.2%	47.7%	2017 to 2020	Annual release of state assessment data, generally September following spring administration	Percent of students who scored Meets or Exceeds Expectations on SC Ready in grades 3-8 in ELA or who earned C or higher on the end-of-course assessment in English 1.	Documents improvement in reading/literacy across grade levels	
	M			1.1.3	Percentage of students who meet or exceed college/career readiness on state assessments that are aligned with college/career readiness standards in mathematics in grades 3 through high school.	46.0%	50.0%	2017 to 2020	Annual release of state assessment data, generally September following spring administration	Percent of students who scored Meets or Exceeds Expectations on SC Ready in grades 3-8 or who earned C or higher on the end-of-course assessment in Algebra 1.	Documents improvement in mathematics achievement across grade levels	
	S		1.2		Document South Carolina's Progress on National Assessments							
	M			1.2.1	Percentage 4th grade students scoring Basic and above on NAEP reading	59%	95%	2017 and 2019 Results	NAEP - Administered every other year	% of students who have at least partial mastery of reading	Measures progress as a state toward improving literacy. Goal is 95% by 2020	
	M			1.2.2	Percentage 8th grade students scoring Basic and above on NAEP reading	71%	95%	2017 and 2019 Results	NAEP - Administered every other year	% of students who have at least partial mastery of reading	Measures progress as a state toward improving literacy. Goal is 95% by 2020	
	M			1.2.3	Percentage of graduating seniors who met college readiness benchmarks on all four subject tests on ACT	15%	18%	Annually released	ACT	% of students who met college readiness benchmarks in reading, English, math and science	Provides information on college readiness of graduates. Student who meet benchmark have 50% chance of earning a B or better and a 75% chance or better of earning a C or better in corresponding college course or courses	
	M			1.2.4	Percentage of graduating seniors who met college readiness benchmarks on both Math and ERW (English, reading and Writing) on SAT	45%	48%	Annually released	College Board	% of students who met college readiness in ERW and math	Provides information on college readiness of graduates	
	M			1.2.5	Percentage of graduating seniors earning Silver, Gold or Platinum on career readiness assessment	60.8%	TBD	Annually released	Worldwide Interactive Network National Career Readiness Certificate	% of students earning Silver or higher certificate	Provides information on college readiness of graduates	
	G	2			Document Improvement of School Report Card Ratings							
	S		2.1		Increase Number of High-Performing Schools							
	M			2.1.1	Number of schools with an overall rating of Excellent or Good	TBD	TBD	Annually released	Annual school report cards	Based on multiple metrics and 100-point scale	Provides measure of school performance	

Strategic Planning and Performance Measurement Template

Statewide Enterprise Strategic Objective	Type	Item #			Description	2018-19			Time Applicable	Data Source and Availability	Calculation Method	Meaningful Use of Measure
		Goal	Strategy	Measure		Base	Target	Actual				
	M			2.1.2	Number of schools earning Palmetto Gold and Silver Awards	TBD	TBD		Annually released	Annual school report cards	Based on multiple metrics and 100-point scale	Provides measure of school performance
	S			2.2	Reduce Number of Low-Performing Schools							
	M			2.2.1	Number of schools with an overall rating of Unsatisfactory or Below Average	TBD	TBD		Annually released	Annual school report cards	Based on multiple metrics and 100-point scale	Provides measure of school performance
	M			2.2.2	Number of schools receiving federal or state technical assistance	TBD	TBD		Will be released in 2018 and updated every three years thereafter	Annual school report cards	Based on multiple metrics and 100-point scale	Provides measure of school performance
Government and Citizens	G		3		Inform, Engage and Support Public in Improving Educational Outcomes							
	S			3.1	Develop and Disseminate Resources to Inform and Engage Public							
	M			3.1.1	Number of views of new website www.expectmoresc.com	TBD	TBD		Website developed in spring of 2017 and will be released to public November 2018	Will be able to count number of views and other usage data	Number of views per month	Measures Impact of EOC in engaging public
	M			3.1.2	Number of copies of Student Reading Success Activity Guides distributed to schools, county libraries, and after-school programs	7,500	9,000		07/01/18 to 06/30/2019	Actual receipts for cost of printing guides	Number of guides printed and mailed	Provides tool to assist families, caregivers, tutors and teachers who work with young children in Kindergarten through Grade 3 to improve reading skills.
	M			3.1.3	Number of Individuals (educators, community leaders, parents, etc.) in attendance at informational and training sessions	2,399	2,879		07/01/18 to 06/30/2019	Internal Records	Number of Individuals attending events where EOC members and staff provided information and resources	Engaging stakeholders in the work of the EOC builds support for continuous improvement

TBD - To be determined after release of 2018 school report cards. Last time state report cards were published was 2014.

Agency Name: EDUCATION OVERSIGHT COMMITTEE

Fiscal Year 2017-2018
Accountability Report

Agency Code: A850 Section: 004

Program Template

Program/Title	Purpose	FY 2017-18 Expenditures (Actual)				FY 2018-19 Expenditures (Projected)				Associated Measure(s)
		General	Other	Federal	TOTAL	General	Other	Federal	TOTAL	
I. ADMINISTRATION	Affect dramatic, results-based and continuous improvement of SC's educational system by creating a truly collaborative environment of parents, educators, community leaders and policymakers.				\$ -				\$ -	
1.1 Personal Service	Focus on the customer, Governor, 170 members of the General Assembly, educators, students, parents and the business community by providing information and analyses of student performance, educational programs and educational funding to impact decisions at the state and local level.		\$ 565,743		\$ 565,743		\$ 577,200		\$ 577,200	1.1.1,1.1.2,1.1.3,1.2.1,1.2.2,1.2.3,1.2.4,1.2.5,2.1.1,2.1.2,2.2.1,2.2.2,3.1.1,3.1.2,3.1.3
1.2 Other Operating Expenses	Information is delivered through surveys, focus groups, constituent contacts with access through electronic and social media, emails, written copies of key reports.		\$ 712,798		\$ 712,798		\$ 1,027,184		\$ 1,027,184	1.1.1,1.1.2,1.1.3,1.2.1,1.2.2,1.2.3,1.2.4,1.2.5,2.1.1,2.1.2,2.2.1,2.2.2,3.1.1,3.1.2,3.1.3
II. EMPLOYEE BENEFITS	Employees are eligible for state retirement, health and dental insurance, FICA, worker's compensation and liability insurance.		\$ 169,531		\$ 169,531		\$ 185,000		\$ 185,000	1.1.1,1.1.2,1.1.3,1.2.1,1.2.2,1.2.3,1.2.4,1.2.5,2.1.1,2.1.2,2.2.1,2.2.2,3.1.1,3.1.2,3.1.3
					\$ -				\$ -	

Item #	Law Number	Jurisdiction	Type of Law	Statutory Requirement and/or Authority Granted	Does this law specify who your agency must or may serve? (Y/N)	Does the law specify a product or service your agency must or may provide?	If yes, what type of service or product?	If other service or product, please specify what service or product.
1	59-6-10	State	Statute	Establishes membership and terms of Education Oversight Committee, including annual	No	Yes	Report our agency must/may provide	
2	59-6-100	State	Statute	Establishes staffing of the EOC	No	No - Does not relate directly to any agency deliverables		
3	59-6-110	State	Statute	Outlines duties of Accountability Division of EOC	Yes	Yes	Report our agency must/may provide	
4	59-6-120	State	Statute	Requires collaboration between Accountability Division and SC Department of Education, State Board of Educations, schools and school districts.	Yes	No - Does not relate directly to any agency deliverables		
5	59-18-100	State	Statute	Requires EOC to establish performance-based accountability system for K-12 education	Yes	Yes	Other service or product our agency must/may provide	Criteria for how schools are rated on annual report cards.
6	59-18-320	State	Statute	Requires EOC to approve state standards and assessments	No	Yes	Other service or product our agency must/may provide	Ensures rigorous standards and high quality assessments adopted to measure student academic performance
7	59-18-325	State	Statute	Requires EOC to develop and recommend single accountability system that meets federal and state requirements	Yes	Yes	Report our agency must/may provide	
8	59-18-350	State	Statute	Requires EOC to conduct review of state standards at least once every 7 years. All new standards require advice and consent of EOC. EOC must convene stakeholder groups of parents, educators, business leaders, etc., to review standards	Yes	Yes	Report our agency must/may provide	
9	59-18-355	State	Statute	EOC must review and approve all new standards	Yes	Yes	Other service or product our agency must/may provide	Ensures rigorous standards adopted that guide instruction and learning
10	59-18-900 (A) and (B)	State	Statute	Requires EOC to develop online state report cards	Yes	Yes	Other service or product our agency must/may provide	Design of annual district and school report cards
11	59-18-900 (H)	State	Statute	Requires EOC to issue annual report on military-connected students and their achievement	Yes	Yes	Report our agency must/may provide	
12	59-18-910	State	Statute	Beginning 2020 EOC to conduct comprehensive cyclical review of accountability system every 5 years and report to General Assembly	Yes	Yes	Report our agency must/may provide	
13	59-18-1700	State	Statute	Requires EOC to administer public awareness campaign	Yes	Yes	Other service or product our agency must/may provide	Ongoing tools and support for engaging public in improving educational outcomes
14	59-18-1940	State	Statute	Requires EOC to collaborate with SC Department of Education to design and pilot district accountability models focused on competency-based education	Yes	Yes	Other service or product our agency must/may provide	Support to SCDE
15	59-18-1950	State	Statute	Requires EOC to collaborate with Revenue and Fiscal Affairs Office to develop, implement and maintain longitudinal data system	Yes	Yes	Other service or product our agency must/may provide	Technical Support to RFA in design of system and reporting features
16	59-28-190	State	Statute	Requires EOC to survey parents annually to determine effectiveness of parent involvement programs	Yes	Yes	Report our agency must/may provide	
17	59-28-200	State	Statute	Requires EOC, in collaboration with SC Department of Education, to develop parent friendly standards whenever new standards are adopted	Yes	Yes	Other service or product our agency must/may provide	Tools developed
18	59-29-210	State	Statute	Requires EOC to disseminate to schools and districts parent friendly standards	Yes	Yes	Other service or product our agency must/may provide	Tools distributed online
19	59-6-20(j)	State	Statute	Requires EOC to evaluate annually the SC Teacher Loan Program	Yes	Yes	Report our agency must/may provide	
20	Section 12-6-3790	State	Statute	Requires EOC to approve schools for participation in the Educational Credit for Exceptional Needs Children Program and to document impact of the program on student achievement	Yes	Yes	Report our agency must/may provide	
21	109.11	State	FY 2017-18 Proviso	Requires DOR, in collaboration with EOC, to document Educational Credit for Exceptional Needs Children (ECENC) Program in 2016-17	Yes	Yes	Report our agency must/may provide	
22	1A.43.	State	FY 2017-18 Proviso	Requires EOC to submit a plan to develop and implement a strategic grants process for reviewing, awarding, and monitoring innovative education strategies in schools and districts	Yes	Yes	Report our agency must/may provide	
23	1.3	State	FY 2018-19 Proviso	Requires EOC to post on website district allocation of per pupil state, federal and local revenues	Yes	Yes	Other service or product our agency must/may provide	Public dissemination of information
24	1.58. and 1A.29.	State	FY 2018-19 Proviso	Requires EOC to evaluate full-day 4K program	Yes	Yes	Report our agency must/may provide	

Item #	Law Number	Jurisdiction	Type of Law	Statutory Requirement and/or Authority Granted	Does this law specify who your agency must or may serve? (Y/N)	Does the law specify a product or service your agency must or may provide?	If yes, what type of service or product?	If other service or product, please specify what service or product.
25	1.65., 1.72. and 1A.62.	State	FY 2018-19 Proviso	Requires EOC to administer SC Community Block Grants for Education Pilot Program	Yes	Yes	Other service or product our agency must/may provide	Administer funds through a competitive grants process and publish evaluation
26	1A.4.	State	FY 2018-19 Proviso	Requires EOC to recommend EIA line item increases or decreases to state agencies/special schools for teacher salary increases	Yes	Yes	Other service or product our agency must/may provide	Recommendations to budget-writing committees of House and Senate and to Governor's Office
27	1A.11.	State	FY 2018-19 Proviso	Allows EOC to collect or retain revenues from fees charged	No	No - Does not relate directly to any agency deliverables		
28	1A.21.	State	FY 2018-19 Proviso	Allows EOC to carry forward funds from one fiscal year to the next	No	No - Does not relate directly to any agency deliverables		
29	1A.34.	State	FY 2018-19 Proviso	Requires EOC to be fiscal agent for any entity that receives EIA funds and is not a state agency	Yes	Yes	Other service or product our agency must/may provide	Fiscal Agent for EIA funds for Teach for America SC, Reach Out and Read, and Science PLUS
30	1A.37.	State	FY 2018-19 Proviso	Requires EOC to determine how to calculate a dropout recovery rate to be reported on school and district report cards	Yes	Yes	Other service or product our agency must/may provide	Calculation and a published dropout recovery rate
31	1A.41. and 1A.48	State	FY 2018-19 Proviso	Allows EOC to promote public-private partnership to transform assessment of public education	Yes	Yes	Other service or product our agency must/may provide	Promote and fund innovative projects with funds appropriated to the agency
32	1A.46.	State	FY 2018-19 Proviso	Directs \$500,000 in funds appropriated to EOC to SC Autism Society	Yes	Yes	Distribute funding to another entity	
33	1A.51.	State	FY 2018-19 Proviso	Directs EOC to allocate \$375,000 to low-achieving schools	Yes	Yes	Distribute funding to another entity	
34	1A.52.	State	FY 2018-19 Proviso	Directs EOC to allocate \$300,000 to TransformSC	Yes	Yes	Distribute funding to another entity	
35	1A.55.	State	FY 2018-19 Proviso	Requires EOC to provide consultation to CERRA in implementing the Rural Teacher Recruiting Incentive program	Yes	Yes	Other service or product our agency must/may provide	Technical advice to CERRA
36	1A.65.	State	FY 2018-19 Proviso	Directs EOC to allocate \$1,425,000 to Palmetto Digital Literacy Program	Yes	Yes	Distribute funding to another entity	
37	1A.68.	State	FY 2018-19 Proviso	Directs EOC to allocate \$306,750 to low-achieving schools for afterschool programs	Yes	Yes	Distribute funding to another entity	
38	1A.69. and 3.6	State	FY 2018-19 Proviso	Directs EOC to allocate \$225,000 in EIA funds and \$350,000 in lottery revenues to districts to support military-connected students	Yes	Yes	Distribute funding to another entity	
39	1A.70.	State	FY 2018-19 Proviso	Directs EOC to allocate \$225,00 for STEM labs	Yes	Yes	Distribute funding to another entity	
40	1A.76.	State	FY 2018-19 Proviso	Directs EOC to issue report to K-12 Technology Committee on how districts expended EIA funds for technology	Yes	Yes	Report our agency must/may provide	
41	1A.80.	State	FY 2018-19 Proviso	Directs EOC to expend \$75,000 to pilot a Teacher Academy	Yes	Yes	Distribute funding to another entity	
42	1A.81.	State	FY 2018-19 Proviso	Directs EOC to expend \$187,500 for a kinesthetic learning platform	Yes	Yes	Distribute funding to another entity	
43	1A.82.	State	FY 2018-19 Proviso	Directs EOC to expend \$1,125,000 for videos, online practice tools, tutoring, study guides, etc. in algebra and to evaluate effectiveness	Yes	Yes	Distribute funding to another entity	
44	1A.83.	State	FY 2018-19 Proviso	Directs EOC to expend \$225,000 to online support for parents to improve kindergarten readiness	Yes	Yes	Distribute funding to another entity	
45	1A.85.	State	FY 2018-19 Proviso	Directs EOC to expend \$375,000 to provide early learning and literacy support through Save the Children	Yes	Yes	Distribute funding to another entity	
46	1A.86.	State	FY 2018-19 Proviso	Directs EOC to participate in developing Digital Learning Plan with K-12 Technology Committee and to pilot and evaluate eLearning programs	Yes	Yes	Report our agency must/may provide	
47	1A.92.	State	FY 2018-19 Proviso	Directs EOC to conduct external evaluation initiatives funded by SC Department of Education to support innovation pilot initiatives in schools and school districts	Yes	Yes	Report our agency must/may provide	
48	117.27	State	FY 2018-19 Proviso	Requires representative of EOC to serve on the K-12 Technology Committee which oversees e-Rate program	Yes	No - Does not relate directly to any agency deliverables		

Agency Name: **EDUCATION OVERSIGHT COMMITTEE**

Fiscal Year 2017-2018
Accountability Report

Agency Code: **ASO** Section: **004**

Legal Standards Template

Item #	Law Number	Jurisdiction	Type of Law	Statutory Requirement and/or Authority Granted	Does this law specify who your agency must or may serve? (Y/N)	Does the law specify a product or service your agency must or may provide?	<i>If yes, what type of service or product?</i>	<i>If other service or product, please specify what service or product.</i>
--------	------------	--------------	-------------	--	---	--	---	---

Provisos in bold were also provisos in the 2017-18 General Appropriation Act

Agency Name: **EDUCATION OVERSIGHT COMMITTEE**

Fiscal Year 2017-2018
Accountability Report

Agency Code: **A850** Section: **4**

Customer Template

Divisions or Major Programs	Description	Service/Product Provided to Customers	Customer Segments	<i>Specify only for the following Segments: (1) Industry: Name; (2) Professional Organization: Name; (3) Public: Demographics.</i>
Evaluation	Evaluations prescribed in law	Reports, Data and Recommendations	Legislative Branch	
Accountability	Information and support	Monthly newsletters, information on accountability, support for block grants and pilot programs	School Districts	
Public Awareness	Information	Support documents, parent-friendly standards information, and other tools to help parents support children in public schools	General Public	Parents and guardians with school-aged children as well as community and business leaders

Agency Name:

EDUCATION OVERSIGHT COMMITTEE

Fiscal Year 2017-2018

Accountability Report

Agency Code:

A850

Section:

004

Partner Template

Name of Partner Entity	Type of Partner Entity	Description of Partnership	Associated Goal(s)
SC Department of Education	State Government	Share data to implement accountability system and to evaluate programs	Goal 1
Office of First Steps to School Readiness	State Government	Share data and information to evaluate full-day, state-funded 4K program for at-risk students	Goal 2
State Board of Education	State Government	Collaborate on cyclical review of standards and assessments	Goal 1
SC Commission on Higher Education	State Government	Share data to evaluate SC Teacher Loan Program and to set state goals for college readiness	Goals 1 and 2
Public Schools	Local Government	Receive input on implementing accountability system and provide resources and support to schools and districts	Goal 1
SC Student Loan Corporation	Private Business Organization	Share data to evaluate SC Teacher Loan Program and to set state goals for college readiness	Goal 1 and 2
Department of Revenue	State Government	Assist with reporting on Educational Credit for Exceptional Needs Children (ECENC) Program	Goal 2
Exceptional SC	Non-Governmental Organization	Assist in implementing ECENC Program	Goal 2
Department of Defense State Liaison Office	Federal Government	Share data to produce report on military-connected students	Goal 2
SC Independent Schools Association	Professional Association	Work with EOC to implement ECENC Program	Goal 2
SC Association of Christian Schools	Professional Association	Work with EOC to implement ECENC Program	Goal 2
Department of Commerce	State Government	Assist EOC in defining metrics to measure career-readiness of students and to identify industry credentials	Goal 1
Center for Educator Recruitment, Retention, and Advancement (CERRA)	State Government	Collaborate on initiatives, including Rural Teacher Initiative, to recruit and retain teachers	Goal 1
District Public Information Officers	Local Government	Disseminate information to districts and schools through Public Awareness Campaign	Goal 2
Coordinating Council for Workforce Development	State Government	EOC staff serves on Strategic Partners Group to vet and provide guidance to Council	Goal 1
EEDA Coordinating Council	State Government	Chairman of EOC or designee serves on EEDA Coordinating Council	Goal 1
Independent Schools	Non-Governmental Organization	Assist in implementing ECENC Program	Goal 2

Agency Name: EDUCATION OVERSIGHT COMMITTEE

Fiscal Year 2017-2018
Accountability Report

Agency Code: A850 Section: 004

Report and External Review Template

Item	Is this a Report, Review, or both?	Report or Review Name	Name of Entity Requesting the Report or Conducting Review	Type of Entity	Reporting Frequency	Current Fiscal Year: Submission Date or Review Timeline (MM/DD/YYYY)	Summary of Information Requested in the Report or Reviewed	Method to Access the Report or Information from the Review
1	Internal Review and Report	SC Teacher Loan Report	General Assembly	State	Annually	June 11, 2018	Documented applications and recipients of SC Teacher Loan Program in Fiscal Year 2016-17 and analyzed data related to teacher shortages	http://www.eoc.sc.gov/Reports%20%20Publications/2018%20Teacher%20Loan%20Report/Teacher%20Loan%20Report%20061118.pdf
2	Internal Review and Report	SC Parent Survey Report	General Assembly	State	Annually	June 11, 2018	Documented results for 2017 administration of the parent survey, including parental involvement activities	http://www.eoc.sc.gov/Reports%20%20Publications/Parent%20Survey%202018/Parent%20Survey%202016-17%20Report.pdf
3	Internal Review and Report	Educational Performance of Military-Connected Students	General Assembly	State	Annually	June 11, 2018	Documented academic achievement of military-connected students and implementation of training events in districts through Military Child Education	http://www.eoc.sc.gov/Reports%20%20Publications/Military%20Report%202018/06.11.18%20Military%20Connected%20Students%20Report.pdf
4	Internal Review and Report	State-Funded, Full-day 4K	General Assembly	State	Annually	January 14, 2018	Documented program results and student assessment results in 2016-17 and initial program implementation in 2017-18	http://www.eoc.sc.gov/Reports%20%20Publications/CDEP%202018/Evaluation%20of%20Full-Day%204K,%20FY2016-17%20FY2017-18-Final.pdf
5	Internal Review and Report	Accountability Report	General Assembly	State	Annually	March 1, 2018	Documented functioning of SC's public education system focusing on Accountability, Innovation and Motivation	http://www.eoc.sc.gov/Reports%20%20Publications/Feb%20Report%202018/eoc-annual-report-2018%20(5).pdf
6	Internal Review and Report	EIA Budget and Proviso Recommendations	General Assembly	State	Annually	December 11, 2017	Recommended EIA budget and provisos for FY2018-19	http://www.eoc.sc.gov/Reports%20%20Publications/EIA%20Budget%20Recs%202018/EIA%20Budget%20Final.1819.pdf
7	Internal Review and Report	Palmetto Digital Literacy Program	General Assembly	State	Annually	April 9, 2018	Released independent evaluation of implementation and impact of Palmetto Digital Literacy Program	https://www.eoc.sc.gov/Reports%20%20Publications/Palmetto%20Digital%202018/Palmetto%20Digital%20Learning%20Literacy%20Evaluation-Final.pdf
8	Internal Review and Report	K-12 Technology Initiative Report	General Assembly	State	Annually	October 9, 2017 and June 11, 2018	Submitted two reports, one on expenditure of FY2017-18 funds for technology and another on expenditure of FY2018-19 funds for technology.	http://www.eoc.sc.gov/Reports%20%20Publications/K-12%20Technology%20Report,October%202017/K-12%20Technology%20Initiative,%202016-17-E.pdf
9	Internal Review and Report	Statewide Assessment Program	General Assembly	State	Other	February 23, 2018 and May 29, 2018	Over two fiscal years, three reports issued by external evaluator, HumRRD, to review assessments used for accountability	http://www.eoc.sc.gov/reportsandpublications/Pages/HumRRDReports.aspx
10	Internal Review and Report	Innovation Report Recommendations	General Assembly	State	Other	December 11, 2017	Provided a plan to develop and implement as strategic grants process for reviewing, awarding and monitoring innovative education strategies in schools and districts	http://www.eoc.sc.gov/Reports%20%20Publications/Innovations/Innovation%20Report.pdf
11	Internal Review and Report	SC Community Block Grants for Education Pilot Program Evaluation	General Assembly	State	Annually	October 9, 2017	Documents how districts receiving grants spent the funds and documents student outcomes of the grants	http://www.eoc.sc.gov/Reports%20%20Publications/Community%20Block%20Grant%20Evaluation%202017/Executive%20Summary%20South%20Carolina%20Community%20Block%20Grant%20Evaluation%2010-02-2017%204PM%200071-E.pdf
12	External Review and Report	State Auditor's Report on Applying Agreed-Upon Procedures for Fiscal Year 2016-17	State Auditor	State	Other	March 27, 2018	Reviewed financial activity of the EOC for Fiscal Year 2016-17 regarding cash disbursements; payroll; journal entries and transfers; appropriation act; reporting packages; and minutes.	Copies available at EOC and State Auditor's Office
13	Internal Review and Report	Exceptional SC	General Assembly	State	Other	January 15, 2018	Documented results of ECENC Program for Fiscal Year 2016-17 as required by Proviso 109.11 of the 2017-18 General Appropriation Act. Reported conducted by Department of Revenue and EOC	https://www.exceptionalsc.org/wp-content/uploads/2017/08/exceptionalsc_1617_web.pdf